

# Tax 5 Dashboard

Tax System 5 Version 5.1.230.230

01/30/2026

## Town Only

Terminal / Batch	
Terminal	94
Batch	836

Cash	0.00	0
Check	0.00	0
Credit Card	0.00	0
<b>Total</b>	<b>0.00</b>	<b>0</b>

Last Assessor Bridge	
Run on:	01/21/2026

## Percent Collection as of 01/30/2026

### REAL ESTATE

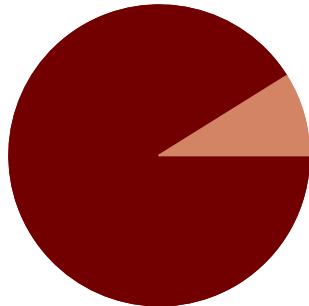
Uncollected - 8.88%  
Collected - 91.12%

### PERSONAL PROPERTY

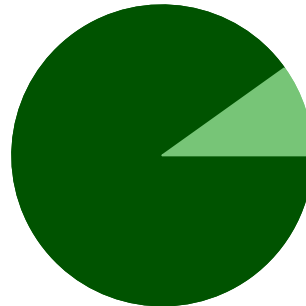
Uncollected - 9.86%  
Collected - 90.14%

### MV REGULAR

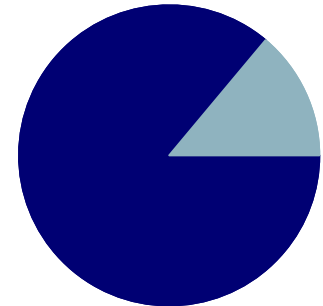
Uncollected - 13.91%  
Collected - 86.09%



	Total Due = \$605,640.95
	Total Paid = \$6,216,927.67



	Total Due = \$24,735.94
	Total Paid = \$226,236.10



	Total Due = \$98,335.42
	Total Paid = \$608,573.25

Type	Total Billed	Total Paid	Total Due	Percent Collected
REAL ESTATE	6,822,568.62	6,216,927.67	605,640.95	91.12
PERSONAL PRO	250,972.04	226,236.10	24,735.94	90.14
MOTOR VEICL	706,908.67	608,573.25	98,335.42	86.09
MOTOR VEICL	107,235.83	58,785.77	48,450.06	54.82
SEWER USE	165,763.00	151,411.11	14,351.89	91.34
** WATER CHARGE	52,968.07 **	31,492.21	21,475.86	59.46
<b>TOTALS:</b>	<b>\$8,106,416.23</b>	<b>\$7,293,426.11</b>	<b>\$812,990.12</b>	

\*\* THERE WERE TWO BILLING ERRORS FOR WATER, RESULTING IN AN OVERSTATEMENT OF TOTAL BILLED BY \$4,858.90; THE ACTUAL FIGURES FOR WATER CHARGE ARE:

WATER CHARGE	\$48,109.17	\$31,492.21	\$16,616.96	65.46%
--------------	-------------	-------------	-------------	--------

## Original Beginning Balance Totals

Type	Count	Gross Assessment	Exemptions	Net Assessment	First Installment	Second Installment	Total Tax
					Third Installment	Fourth Installment	
REAL ESTATE	1,656	303,927,018	3,544,299	300,382,719	3,304,527.83	3,303,892.03	6,608,419.86
REAL ESTATE C	32	5,569,500	29,000	5,540,500	50,071.17	50,071.17	100,142.34
REAL ESTATE X	81	23,097,430	23,097,430	0	0.00	0.00	0.00
PERSONAL PROPERTY	382	14,807,950	3,399,670	11,408,280	126,457.10	124,525.06	250,982.16
MOTOR VEHICLE	4,258	32,776,870	87,400	32,689,470	719,168.37	0.00	719,168.37
MOTOR VEHICLE SUPPL	891	10,742,906	6,023	10,736,883	108,304.56	0.00	108,304.56
SEWER USE	147	0	0	0	81,906.50	81,906.50	163,813.00
WATER CHARGE	117	0	0	0	15,878.32	15,466.43	** 54,485.68
					** 23,140.93		
TOTALS:	7,564	390,921,674	30,163,822	360,757,852	4,406,313.85	3,575,861.19	8,005,315.97
					23,140.93		

### Waived Bills

Type	Count	Gross Assessment	Exemptions	Net Assessment	Total Tax	Waived Amount
REAL ESTATE	6	740	0	740	0.00	16.28
PERSONAL PROPERTY	26	5,430	1,940	3,490	0.00	76.78
MOTOR VEHICLE	1	206	0	206	0.00	4.53
MOTOR VEHICLE SUPPL	36	97,801	0	97,801	0.00	102.24
TOTALS:	69	104,177	1,940	102,237	0.00	199.83

WATER CHARGE: THIRD INSTALLMENT: \$18,282.03 TOTAL \$49,626.78

## Summary of Cash Collections - Year to Date

Type	Taxes	Bond Int	Interest	Lien	Fees	Total
REAL ESTATE	6,216,927.67	0.00	6,613.11	0.00	0.00	6,223,540.78
PERSONAL PROPERTY	225,511.20	0.00	285.59	0.00	0.00	225,796.79
MOTOR VEHICLE	607,622.63	0.00	6,338.24	0.00	2,325.00	616,285.87
MOTOR VEHICLE SUPPL	58,785.77	0.00	0.00	0.00	0.00	58,785.77
SEWER USE	151,411.11	0.00	687.82	0.00	0.00	152,098.93
WATER CHARGE	31,492.21	0.00	274.44	0.00	0.00	31,766.65
TOTALS:	7,291,750.59	0.00	14,199.20	0.00	2,325.00	7,308,274.79

## Summary of Cash Collections - Monthly for January 2026

Type	Taxes	Bond Int	Interest	Lien	Fees	Total
REAL ESTATE	1,823,945.85	0.00	806.97	0.00	0.00	1,824,752.82
PERSONAL PROPERTY	70,902.44	0.00	46.26	0.00	0.00	70,948.70
MOTOR VEHICLE	11,539.84	0.00	1,202.23	0.00	260.00	13,002.07
MOTOR VEHICLE SUPPL	57,990.31	0.00	0.00	0.00	0.00	57,990.31
SEWER USE	35,187.87	0.00	122.01	0.00	0.00	35,309.88
WATER CHARGE	9,073.50	0.00	93.33	0.00	0.00	9,166.83
TOTALS:	2,008,639.81	0.00	2,270.80	0.00	260.00	2,011,170.61